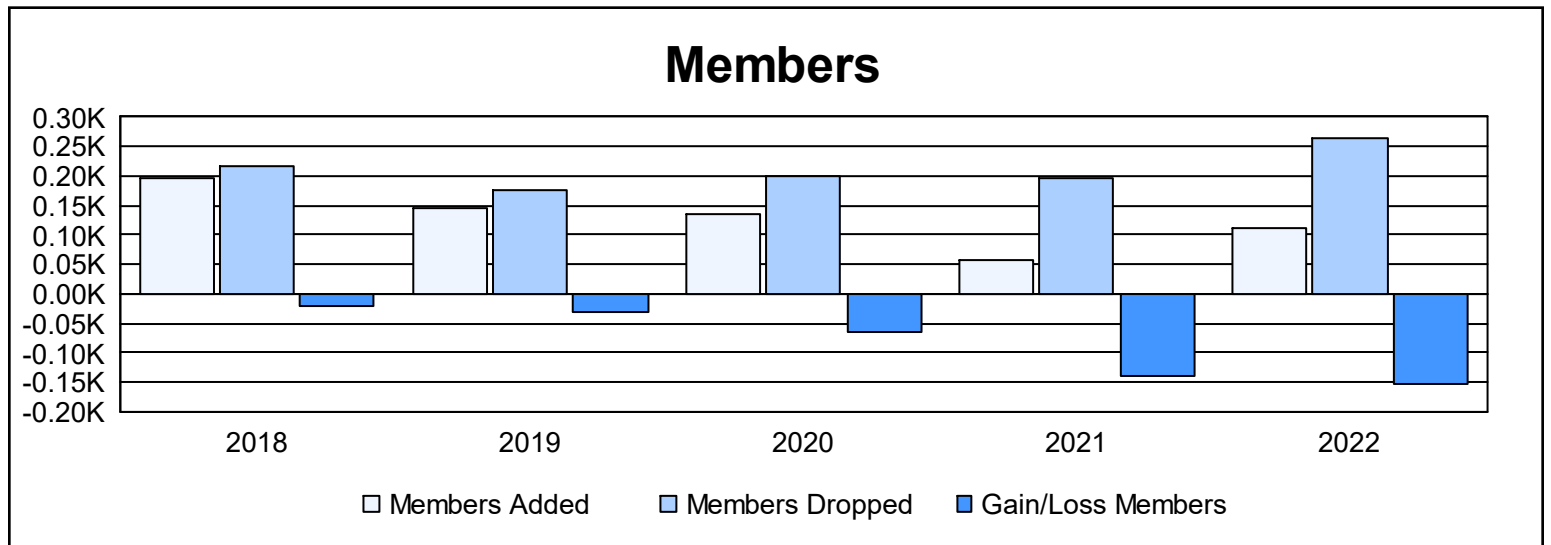
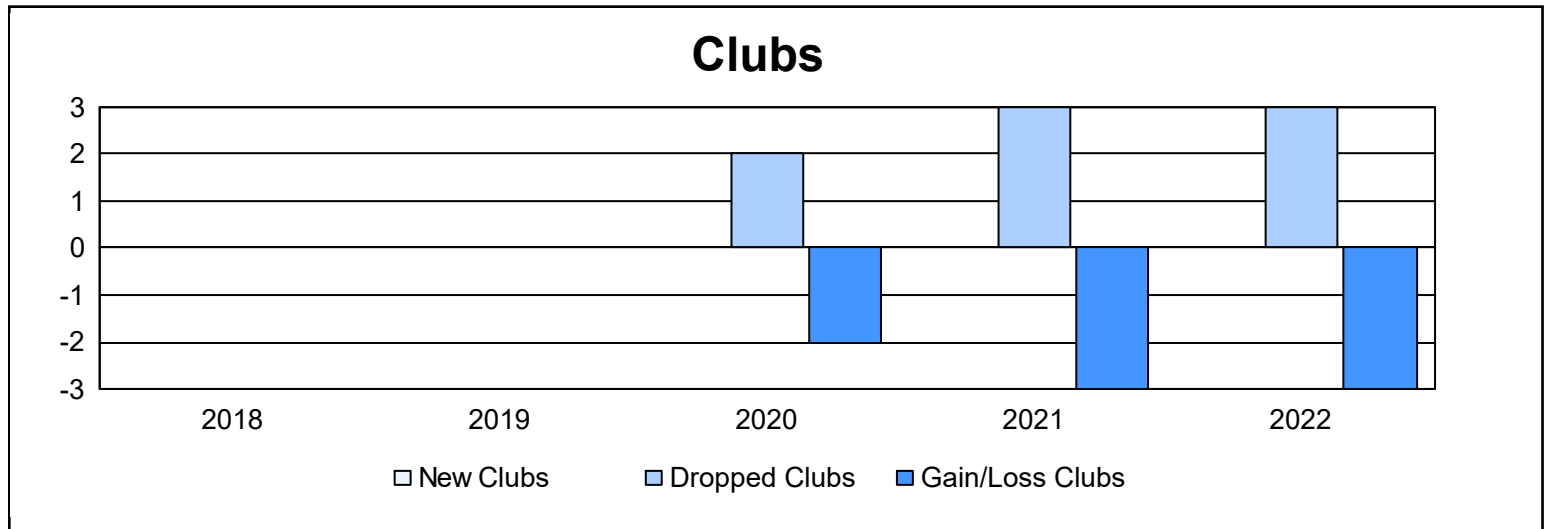
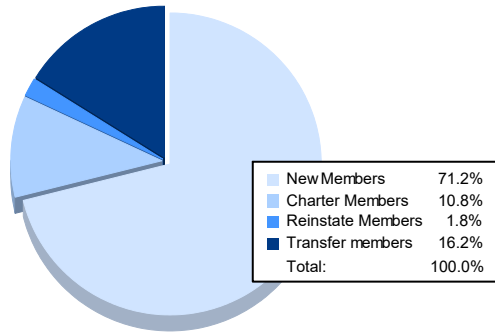


Year	New Clubs	Dropped Clubs	Gain/ Loss Clubs	New Members	Charter Members	Reinstate Members	Transfer Members	Total Member Added	Total Members Dropped	Gain/ Loss Members
2017-2018	0	0	0	140	7	2	47	196	217	-21
2018-2019	0	0	0	119	3	4	20	146	177	-31
2019-2020	0	2	-2	83	5	6	41	135	200	-65
2020-2021	0	3	-3	40	2	1	13	56	195	-139
2021-2022	0	3	-3	79	12	2	18	111	265	-154
<b>Average</b>	<b>0</b>	<b>2</b>	<b>-2</b>	<b>92</b>	<b>6</b>	<b>3</b>	<b>28</b>	<b>129</b>	<b>211</b>	<b>-82</b>



### Membership Composition June 2022 Cumulative



### Gender Composition June 2022 Cumulative

